


# D 20 / DE 20

FOR WALLS AND CEILINGS WITH PLASTER AND TILES

# MIGUTEC

JOINT COVERS FOR EXPANSION JOINTS



- 1 Flexible high quality elastomeric insert**  
Hard wearing, temperature resistant (-30°C to +120°C), replaceable
- 2 Large movement capacity**  
Special flexible folded insert (up to 50 m length)
- 3 MultiHole mounting bracket**  
for secure fixing
- 4 Double protection against water**  
Due to double sliding of the sealing insert within metal joint covers

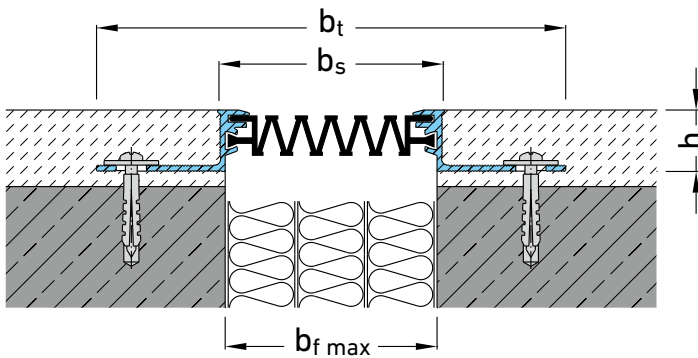
Standard version	Joint width $b_f$ max [mm]	Total movement $\Delta b_f$ [mm]	Visible width $b_s$ [mm]	Total width $b_t$ [mm]	Joint height $h$ [mm]
D 20/3	30	10 ( $\pm 5$ )	32	111	20
D 20/5	75	40 ( $\pm 20$ )	75	160	20
D 20/7	100	50 ( $\pm 25$ )	100	180	20
D 20/9	150	100 ( $\pm 50$ )	150	230	20
D 20/13	200	120 ( $\pm 60$ )	200	280	20
D 20/14	250	180 ( $\pm 90$ )	250	330	20
D 20/18	350	200 ( $\pm 100$ )	350	430	20

Corner version	Joint width $b_f$ max [mm]	Total movement $\Delta b_f$ [mm]	Visible width $b_s$ [mm]	Total width $b_t$ [mm]	Joint height $h$ [mm]
DE 20/4	30	10 ( $\pm 5$ )	25	81	20
DE 20/6	75	40 ( $\pm 20$ )	60	116	20
DE 20/8	100	50 ( $\pm 25$ )	85	141	20
DE 20/11	150	100 ( $\pm 50$ )	130	191	20
DE 20/15	200	120 ( $\pm 60$ )	180	241	20
DE 20/16	250	180 ( $\pm 90$ )	210	291	20
DE 20/22	350	200 ( $\pm 100$ )	380	391	20

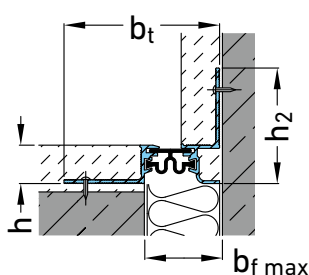
**Production length:** 4 m

**Max. delivery length of the inlay:** 50 m

**Standard colours:** grey. D 20/3 also available in beige.



**Corner version:**



Insert for joints D 20/3 and DE 20/4



Insert for joints D 20/5 and DE 20/6



Insert for joints D 20/7 and DE 20/8



Insert for joints D 20/9 and DE 20/11



Insert for joints D 20/13 and DE 20/15

you FIRST. **MIGUA**<sup>®</sup>